



ALPYNE

— MUSIC —



LOVE TO LEARN DRUMS



CONTENTS

(Click on page title to jump straight to page)

The Beatles	Michael Jackson	Foo Fighters
Helter Skelter	Billie Jean	All My Life
Day Tripper	Beat It	The Pretender
Come Together	Smooth Criminal	Learn To Fly
UTILITIES	DRUM KIT	NOTE VALUES

Click this symbol (top right of every page) to view the video tutorial



on our YouTube channel

Click this arrow (bottom right of every page) to jump page to the contents



VERSION 1.0: JANUARY 2024




INFO@ALPYNEHQ.COM



WWW.ALPYNEHQ.COM

WANT TO TRACK YOUR PROGRESS?



CLICK TO ENROLL
FOR FREE

All the content from this book can also be found in an online program that tracks your progress.



HELTER SKELTER - PG 1



The Beatles - 'Helter Skelter'

Album = The Beatles (1968) - Drummer: Ringo Starr

♩ = 83bpm

Intro

1 2 3 4 5

6 7

Verse 1

8

11 12

Chorus 1

16

19 20

Verse 2

22

25 26





HELTER SKELTER - PG 2



2 Chorus 2

29

33

Solo

35

Bridge

39

Verse 3

44

48

Chorus 3

51

55





HELTER SKELTER - PG 3



59 **Interlude** 3

63

Rubato fills *a tempo*

65

(Layed drum track)

69

73

77

81

85

Trash can ending





DAY TRIPPER - PG 1



Day Tripper

The Beatles - Ringo Starr
Album - Yesterday and Today

♩ = 138

A Intro

drum. 4/4

mf

B Verse 1

4x

C Chorus 1

4x

D Verse 2

4x

E Chorus 2

4x

F Bridge

6x

mp

f

mf





DAY TRIPPER - PG 2



G Verse 3

H Chorus 3

I Outro

Fade Out





COME TOGETHER - PG 1



Come Together

The Beatles - Ringo Starr
Album - Abbey Road

$\text{♩} = 83$

[A] Intro **[B] Verse 1**

[C] Re-Intro 1 **[D] Verse 2**

[E] Chorus 1 **[F] Re-Intro 2** **[G] Verse 3**

[H] Chorus 2 **[I] Re-Intro 3**

[J] Bridge

[K] Verse 4

[L] Chorus 3 **[M] Re-Intro 4**

[N] Outro



COME TOGETHER - PG 2



Fade Out

Musical notation for guitar, measures 46-52. The notation is written on two staves. Measure 46 starts with a double bar line and contains a series of eighth notes with 'x' marks above them. Measure 47 contains a series of eighth notes. Measure 48 contains a series of eighth notes with 'x' marks above them. Measure 49 contains a series of eighth notes with 'x' marks above them. Measure 50 contains a series of eighth notes with 'x' marks above them. Measure 51 contains a series of eighth notes. Measure 52 contains a series of eighth notes with 'x' marks above them. The notation ends with a double bar line.





BILLIE JEAN - PG 1



Billie Jean

Michael Jackson - Ndugu Chancler
Album - Thriller

$\text{♩} = 117$

A Intro

drum. $\frac{4}{4}$ **f**

B Verse 1

C Pre-Chorus 1

D Chorus 1

E Verse 2

F Pre-Chorus 2

G Chorus 2

H Solo





BILLIE JEAN - PG 2



52 53 54 55 56

I Chorus 3

57 58 59 60 61 62 63 64

J Bridge

65 66 67 68 69 70 71 72

73 74 75 76 77 78

K Outro

79 80 81 82 83 84





BEAT IT - PG 1



Beat It

Michael Jackson - Jeff Porcaro
Album - Thriller

$\text{♩} = 138$

A Intro

drum. $\frac{4}{4}$ 1 **6** 7 Drum Machine Intro 8 **6** 14 *f*

B Band In

15 16 4x

C Verse 1

17 18 19 20 21 22 23 24 4x

D Chorus 1

25 26 27 28 29 30 4x

E Verse 2

31 32 33 34 35 36 37 38 4x

F Chorus 2

39 40 41 42 43 44 4x 3x

G Bridge

45 46 47 48 49 50

51 52 53 54 3x

H Solo

55 56 57 58 4x

59 60 61 62





BEAT IT - PG 2



I Chorus 3

Musical notation for Chorus 3, measures 63-74. The notation is on a single staff with a treble clef and a key signature of one flat. It consists of a sequence of eighth notes with 'x' marks above them, indicating fretted notes. Measure 63 starts with a double bar line and a repeat sign. Measure 65 has a '3x' above it, indicating a triple repeat. Measure 73 also has a '3x' above it. The piece ends with a double bar line and repeat sign in measure 74.

J Fade Out

Musical notation for Fade Out, measures 75-82. The notation is on a single staff with a treble clef and a key signature of one flat. It consists of a sequence of eighth notes with 'x' marks above them, indicating fretted notes. Measure 75 starts with a double bar line and a repeat sign. Measure 77 has a '3x' above it, indicating a triple repeat. The piece ends with a double bar line and repeat sign in measure 82.





SMOOTH CRIMINAL - PG 1



Smooth Criminal

Michael Jackson - John Robinson, Bill Bottrell
Album - Bad

$\text{♩} = 120$

A Intro

Toms & Percussion are Overdubbed

drum.

B Verse 1

C Pre-Chorus 1

D Chorus 1

E Riff





SMOOTH CRIMINAL - PG 2



F Verse 2

Musical notation for Verse 2, measures 46-49. The notation shows a sequence of notes on a staff, with measure numbers 46, 47, 48, and 49 indicated above the staff.

G Pre-Chorus 2

Musical notation for Pre-Chorus 2, measures 50-53. The notation shows a sequence of notes on a staff, with measure numbers 50, 51, 52, and 53 indicated above the staff.

Musical notation for Pre-Chorus 2, measures 54-57. The notation shows a sequence of notes on a staff, with measure numbers 54, 55, 56, and 57 indicated above the staff.

H Chorus 2

Musical notation for Chorus 2, measures 58-61. The notation shows a sequence of notes on a staff, with measure numbers 58, 59, 60, and 61 indicated above the staff.

Musical notation for Chorus 2, measures 62-65. The notation shows a sequence of notes on a staff, with measure numbers 62, 63, 64, and 65 indicated above the staff.

Musical notation for Chorus 2, measures 66-69. The notation shows a sequence of notes on a staff, with measure numbers 66, 67, 68, and 69 indicated above the staff.

I Riff

Musical notation for Riff, measures 70-73. The notation shows a sequence of notes on a staff, with measure numbers 70, 71, 72, and 73 indicated above the staff.

Musical notation for Riff, measures 74-77. The notation shows a sequence of notes on a staff, with measure numbers 74, 75, 76, and 77 indicated above the staff.

J Solo

Musical notation for Solo, measures 78-81. The notation shows a sequence of notes on a staff, with measure numbers 78, 79, 80, and 81 indicated above the staff.

Musical notation for Solo, measures 82-85. The notation shows a sequence of notes on a staff, with measure numbers 82, 83, 84, and 85 indicated above the staff.

K Chorus 3

Musical notation for Chorus 3, measures 86-89. The notation shows a sequence of notes on a staff, with measure numbers 86, 87, 88, and 89 indicated above the staff.

Musical notation for Chorus 3, measures 90-93. The notation shows a sequence of notes on a staff, with measure numbers 90, 91, 92, and 93 indicated above the staff.

Musical notation for Chorus 3, measures 94-97. The notation shows a sequence of notes on a staff, with measure numbers 94, 95, 96, and 97 indicated above the staff.





SMOOTH CRIMINAL - PG 3



98 99 100 101

L Outro

102 103 104 105

106 107 108 109

Fade Out

110 111 112 113





ALL MY LIFE - PG 1



All My Life

Foo Fighters - Taylor Hawkins

Album - One By One

$\text{♩} = 168$

A Intro

23

drum.

B Band In

ff

C Verse 1

D Chorus





ALL MY LIFE - PG 2



E Verse 2

Musical notation for Verse 2, measures 67-86. The notation is on a single staff with a treble clef and a 7/8 time signature. It features a mix of eighth and sixteenth notes, with some notes marked with an 'x' to indicate a specific technique. Measure numbers 67, 68, 69, 70, 71, 72, 73, 74, 75, 76, 77, 78, 79, 80, 81, 82, 83, 84, 85, and 86 are indicated at the start of their respective measures.

F Chorus 2

Musical notation for Chorus 2, measures 87-104. The notation is on a single staff with a treble clef and a 7/8 time signature. It features a mix of eighth and sixteenth notes, with some notes marked with an 'x' to indicate a specific technique. Measure numbers 87, 88, 89, 90, 91, 92, 93, 94, 95, 96, 97, 98, 99, 100, 101, 102, 103, and 104 are indicated at the start of their respective measures.

G Bridge

16

Musical notation for Bridge, measures 105-131. The notation is on a single staff with a treble clef and a 7/8 time signature. It features a mix of eighth and sixteenth notes, with some notes marked with an 'x' to indicate a specific technique. Measure numbers 105, 121, 122, 123, 124, 125, 126, 127, 128, 129, 130, and 131 are indicated at the start of their respective measures. Dynamic markings *mp*, *mf*, and *f* are present below measures 121, 122, and 123 respectively. Rehearsal marks '8x' and '15x' are placed above measures 122 and 123.






ALL MY LIFE - PG 3



III Chorus 3



II Outro





THE PRETENDER - PG 1



The Pretender

Foo Fighters - Taylor Hawkins
Album - Echoes, Silence, Patience & Grace

♩ = 173

A Intro

B Verse

23

C Pre-Chorus

D Chorus





THE PRETENDER - PG 2



E Verse

Musical notation for the Verse section, measures 65-82. The notation is on a single staff with a treble clef and a key signature of one flat. It features a mix of eighth and quarter notes, with some measures containing chords. Measure numbers 65, 66, 67, 68, 69, 70, 71, 72, 73, 74, 75, 76, 77, 78, 79, 80, 81, and 82 are indicated above the staff.

F Pre-Chorus

Musical notation for the Pre-Chorus section, measures 83-84. The notation is on a single staff with a treble clef and a key signature of one flat. It features a mix of eighth and quarter notes, with some measures containing chords. Measure numbers 83 and 84 are indicated above the staff.

G Chorus

Musical notation for the Chorus section, measures 85-102. The notation is on a single staff with a treble clef and a key signature of one flat. It features a mix of eighth and quarter notes, with some measures containing chords. Measure numbers 85, 86, 87, 88, 89, 90, 91, 92, 93, 94, 95, 96, 97, 98, 99, 100, 101, and 102 are indicated above the staff.

H Bridge

Musical notation for the Bridge section, measures 103-110. The notation is on a single staff with a treble clef and a key signature of one flat. It features a mix of eighth and quarter notes, with some measures containing chords. Measure numbers 103, 107, 108, 109, and 110 are indicated above the staff. The notation includes dynamic markings *mp* and *mf*, and repeat signs. A large number '4' is placed above the staff between measures 103 and 107. A purple arrow points upwards at the bottom right of the page.



THE PRETENDER - PG 3



111 *f* 112 113 114

Re-Intro

115 116 **7**

Chorus

123 124 125 126 127 128 129 130 131 132 133 134 135 136 137 138 139 140 141 142 143 144 145 146 147 148 149 150 151 152 153 154 155 156

Outro

157 158 159 160 161 162 163 164





LEARN TO FLY - PG 1



Learn To Fly

Foo Fighters - Dave Grohl
Album - There Is Nothing Left To Lose

$\text{♩} = 136$

A Intro

drum. $\frac{4}{4}$

1 2 3 4 5

6 7 8 9

f

B Verse

10 11 12 13 14 15 16 17

18 19 20 21 22 23 24 25

mf

C Chorus

26 27 28 29 30 31 32 33

34 35 36 37 38 39

40 41 42 43 44 45 46 47

f

ff

D Verse

48 49 50 51 52 53 54 55

56 57 58 59 60 61 62 63

mf

f

E Chorus

64 65 66 67 68 69 70 71





LEARN TO FLY - PG 2



72 *ff* 73 74 75 76 77 78 79 80 *p*

F Bridge

81 *ff* 82 83 84 85 86 87 88 89 90 91 92 *p*

G Chorus

93 *f* 94 95 96 97 98 99 100 101 102 103 104 105 106

H Chorus

107 *f* 108 109 110 111 112 113 114 115 116 117 118 119 120 121 122 123 124 125 126 *f*

I Outro

127 *mf* 128 129 130 131 *mp*





UTILITIES



WHAT ARE UTILITIES?

Welcome to the utilities section of the book! Here you can find content and materials that supports the book directly/ indirectly. We have added this section in our books to keep the front end of the book clutter-free!

Each page is printable (as is the rest of the book!) and teachers yes, we are more than happy for you to print off these utility pages and hand them to your students in lessons. As we are trying to keep the cost of education as low as possible we would however appreciate if this was not the case with the rest of the book.

WANT SOMETHING ADDED?

This section is really about you, the student, so please let us know if there is something you would like us to add into the utilities and we will consider it for our next update on this book.

Suggestions (for both the book and utilities) can be sent to Emma on her discord - click discord icon below to get access.

Click to join discord

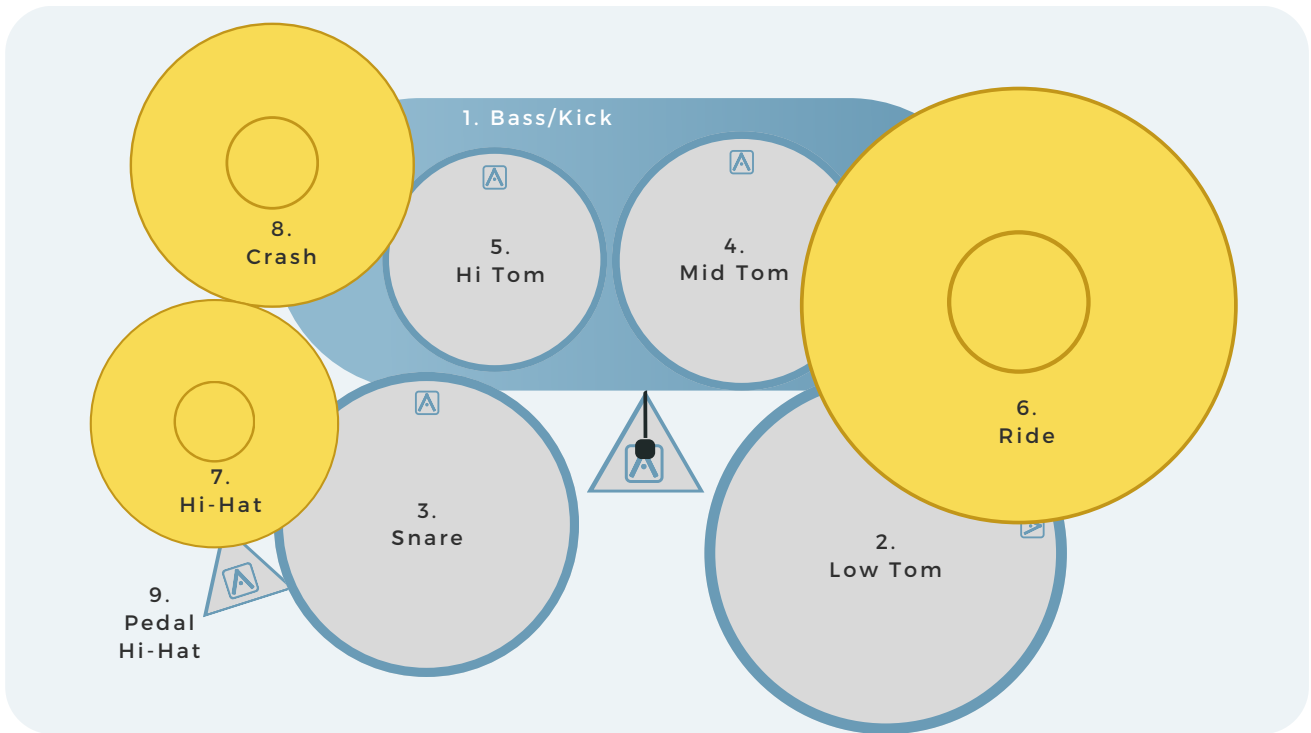





DRUM KIT



DIAGRAM OF DRUM KIT



DRUM KEY



TAKE NOTE

As drums are such a new instrument, just over 100 years old, drum notation hasn't become standardised. This means not every drum book will write the drum voices in the same place on the staff. For example some drum books will write Tom 2 where Tom 1 is written in this book. This means every time you use a new drum book, be sure to check the Drum Key/Drum Legend to ensure you are playing the correct notes.





NOTE VALUES



NOTE VALUES

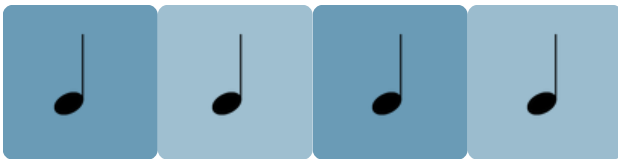
Whole Note (Semibreve) = 4 Beats



Half Note (Minim) = 2 Beats



1/4 Note (Crotchet) = 1 Beat



8th Note (Quaver) = 1/2 Beat



(8th Notes can be written as any one of these)

16th Note (Semiquaver) = 1/4 Beat



REST VALUES

Whole Note (Semibreve) Rest = 4 Beats



Half Note (Minim) Rest = 2 Beats



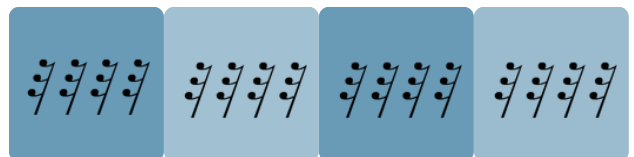
1/4 Note (Crotchet) Rest = 1 Beat



8th Note (Quaver) Rest = 1/2 Beat



16th Note (Semiquaver) Rest = 1/4 Beat





END OF BOOK



ALPYNE
— MUSIC —